

# TYR TACTICAL® FEMALE EPIC-LOC MOLLE ASSAULTER'S PLATE CARRIER



## ENHANCED DESIGN FEATURES:

### BREATHABILITY & MOISTURE PROTECTION

- Antimicrobial/FR treated padded spacer mesh system

### SCALABLE SYSTEM

- Removable front flap
- QASM buckle system
- PALS webbing for MOLLE attachment
- Semi-rigid exterior MOLLE cummerbund

### PATENTED INTEGRATED BALLISTIC FRAMEWORK

- Increases structural integrity & reduces back face deformation

### ELONGATED MATERIAL LIFE & ABRASION RESISTANCE

- Engineered utilizing patented PV® material



### PLATE POCKET STYLE

- Internal plate pocket retention straps accommodate several different plate styles & thicknesses

### ADDITIONAL FEATURES

- Patented female shape
- Patented Ballistic Vein®
- EPIC® low profile shoulder pads
- Hydration/Communication tabs for routing
- Reinforced drag handle
- Repair buckle kit

NIJ 0101.06 Certified Level IIIA  
TYR-F-EPIC-LOC-MOL-TXP3A

NIJ 0101.06 Certified Level II  
TYR-F-EPIC-LOC-MOL-NFA2/10F

NIJ 0101.06 Certified Level IIIA  
TYR-F-EPIC-LOC-MOL-NFA3/10F



# TYR TACTICAL® BODY ARMOR SIZING & ARMOR SPEC

**FEMALE CARRIER SIZE RELATES TO THE PLATE SIZE & OPERATORS CHEST WIDTH:**

**XSmall:**  
Chest Width: 30" - 33"  
Fits Plate Sizes:  
6.87" x 11.12" - 8.5" x 11.5"

**Small:**  
Chest Width: 33" - 36"  
Fits Plate Sizes:  
6.87" x 11.12" - 8.5" x 11.5"


**Medium:**  
Chest Width: 36" - 39"  
Fits Plate Sizes:  
8.5" x 11.5" - 9.3" x 12.3"

**Large:**  
Chest Width: 39" - 42"  
9.3" x 12.3" - 10" x 13"

**XLarge:**  
Chest Width: 42" - 45"  
Fits Plate Sizes:  
10" x 13" - 10.9" x 13.8"



## TYR TACTICAL® SOFT ARMOR SPECIFICATIONS



SOFT ARMOR PACKAGES	X418	NFA2/10*	NFA3/10*	TXP3A
THICKNESS	.23"	.21"	.24"	.21"
WEIGHT/ AREAL DENSITY	.78 lbs psf	.82 lbs psf	1.09 lbs psf	1.23 lbs psf
TESTING STANDARD	NIJ 0101.06 USMC Testing Standards	NIJ 0101.06 FBI Testing Standards	NIJ 0101.06 FBI Testing Standards	NIJ 0101.06
PROTECTION LEVEL	Level II USMC Testing Requirements	Certified Level II FBI & DEA Requirements USSOCOM Fragmentation Requirements	Certified Level IIIA FBI & DEA Requirements	Certified Level IIIA
V <sup>50</sup>	9mm / 1999 fps .357 Mag / 1852	9mm / 1686 fps .357 Mag / 1741 fps	.357 Sig / 1865 fps .44 Mag / 1690 fps	.357 Sig / 1923 fps .44 Mag / 1647 fps
BACK-FACE DEFORMATION	9mm / 33.7mm .357 Mag / 40.5mm	9mm / 33.8mm .357 Mag / 36.6mm	.357 Sig / 30.3mm .44 Mag / 35.4mm	.357 Sig / 28.3mm .44 Mag / 34.5mm
IDEAL USE	Tactical/ Military	Concealable/ Tactical	Tactical	Tactical

\*Available in Gender Neutral and Female Version

# TYR TACTICAL® BODY ARMOR FEATURES



**ONLY AT TYR TACTICAL® PATENTED INTEGRATED BALLISTIC FRAMEWORK**

- 🌀 **Increases Ballistic Protection**
- 🌀 **Reduces Back Face Deformation**
- 🌀 **Provides Moisture Protection**
- 🌀 **Improves Structural Integrity**
- 🌀 **Increases End-User Ergonomics**
- 🌀 **Enhances Performance**
- 🌀 **Elongates Material Life**
- 🌀 **Exceedingly Improves Abrasion Resistance**



SPACER MESH

PATENTED BALLISTIC VEIN®

BALLISTIC SOFT ARMOR

BALLISTIC PLATE

PATENTED PV®

NAME	FUNCTION
SPACER MESH	The body facing material of our plate carriers utilize advanced antimicrobial spacer mesh which is IR/FR treated.
PATENTED BALLISTIC VEIN®	The patented Ballistic Vein® increases load carriage performance, provides a rigid platform, reduces fatigue, stabilizes and enhances soft armor inserts.
SOFT ARMOR	Helps absorb the impact from firearm projectiles and fragmentations.
HARD PLATE	Provides additional protection from rifle rounds.
PATENTED PV®	Increases ballistic capability of the nylon carrier, provides structure, improves both abrasion and fire resistance.

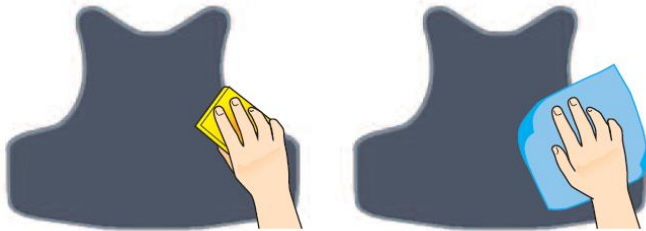

# TYR TACTICAL® BODY ARMOR CLEANING INSTRUCTION



## BALLISTIC PANELS

Removable ballistic panels should be cleaned in the following method:

- Do not immerse in liquid
- Gently wipe-down ballistic panels with a damp sponge or wash cloth using mild detergent. Remove any excess detergent with a damp sponge or wash cloth using clean water.
- Allow to thoroughly air dry before inserting panels into carrier.
- Do not dry clean, machine wash or bleach
- Do not dry outdoors in the sun



## OUTER CARRIER

The nylon carrier is treated with chemicals to reduce your IR signature. Therefore you should never use a phosphorus based detergent to clean your vest, doing so will breakdown its IR treatment causing it to glow under IR light.

- Remove ballistic panels from the front and back of the carrier.
- Brush off as much surface dust as possible.
- Scrub set-in stains with a nylon brush using a mild non-phosphorus detergent such as Dawn dish soap.
- Air-dry indoors at room temperature.

Additional Instructions:

- Do Not Bleach
- Carrier Must Be Completely Dry Before Inserting The Ballistic Panels

