

# TYR TACTICAL® PICO-DS ASSAULTER'S PLATE CARRIER



## ENHANCED DESIGN FEATURES:

### BREATHABILITY & MOISTURE PROTECTION

- 4-way stretch Tweave sewn internally for comfort
- Slotted poly mesh base cummerbund for increased ventilation

### SCALABLE SYSTEM

- Removable front flap
- Zippers for DS Assaulter's Zip-On Back Panels
- QASM buckle system
- Elastic webbing straps for cable management
- PALS webbing for MOLLE attachment

### ELONGATED MATERIAL LIFE & ABRASION RESISTANCE

- Engineered utilizing patented PV® material



### PLATE POCKET STYLE

- Incorporates a Gusseted Plate Pocket which relieves tension and pressure normally placed on the body from hard plates in classic plate pocket configuration
- Available in several different shapes depending on the profile (thickness) of your plate

### ADDITIONAL FEATURES

- Repair buckle kit
- Low profile wrap shoulder pads
- Patented Ballistic Vein®
- Hydration/Communication tabs for routing

Carrier Only  
**TYR-PICO-DS-CR**

NIJ 0101.06 Certified Level II  
**TYR-PICO-DS-NFA2/10**

Exceeds Level II &  
USSOCOM Frag Spec  
**TYR-PICO-DS-NFA2/DK**

NIJ 0101.06 Certified Level IIIA  
**TYR-PICO-DS-NFA3/10**

NIJ 0101.06 Certified Level IIIA  
**TYR-PICO-DS-TXP3A**

# TYR TACTICAL® BODY ARMOR SIZING & ARMOR SPEC



**PICO-DSX, PICO-DS CARRIER SIZE RELATES TO THE SIZE OF THE PLATES:**

**Small:**  
8.5" x 11.5" Plate Pocket

**Medium:**  
9.3" x 12.3" Plate Pocket

**Large:**  
10" x 13" Plate Pocket

**XLarge:**  
10.9" x 13.8" Plate Pocket




## PLATE POCKET STYLES:

**Profile 1:** Fit's SAPI/ESAPI style plates

**Profile 6:** Fit's TYR Tactical® Hard Armor Plates

## TYR TACTICAL® SOFT ARMOR SPECIFICATIONS



SOFT ARMOR PACKAGES	NFA2/DK	X418	NFA2/10*	NFA3/10*	TXP3A
THICKNESS	.18"	.23"	.21"	.24"	.21"
WEIGHT/ AREAL DENSITY	.72 lbs psf	.78 lbs psf	.82 lbs psf	1.09 lbs psf	1.23 lbs psf
TESTING STANDARD	NIJ 0101.06 USSOCOM	NIJ 0101.06 USMC Testing Standards	NIJ 0101.06 FBI Testing Standards	NIJ 0101.06 FBI Testing Standards	NIJ 0101.06
PROTECTION LEVEL	Level II USSOCOM Fragmentation Requirements	Level II USMC Testing Requirements	Certified Level II FBI & DEA Requirements USSOCOM Fragmentation Requirements	Certified Level IIIA FBI & DEA Requirements	Certified Level IIIA
V <sup>50</sup>	9mm / 1999 fps	9mm / 1999 fps .357 Mag / 1852	9mm / 1686 fps .357 Mag / 1741 fps	.357 Sig / 1865 fps .44 Mag / 1690 fps	.357 Sig / 1923 fps .44 Mag / 1647 fps
BACK-FACE DEFORMATION	9mm / 37.8mm .357 Mag / 38.7mm	9mm / 33.7mm .357 Mag / 40.5mm	9mm / 33.8mm .357 Mag / 36.6mm	.357 Sig / 30.3mm .44 Mag / 35.4mm	.357 Sig / 28.3mm .44 Mag / 34.5mm
IDEAL USE	Tactical/ Military	Tactical/ Military	Concealable/ Tactical	Tactical	Tactical

\*Available in Gender Neutral and Female Version

# TYR TACTICAL® BODY ARMOR FEATURES



ONLY AT TYR TACTICAL® PATENTED INTEGRATED BALLISTIC FRAMEWORK

- Increases Ballistic Protection
- Reduces Back Face Deformation
- Provides Moisture Protection
- Improves Structural Integrity
- Increases End-User Ergonomics
- Enhances Performance
- Elongates Material Life
- Exceedingly Improves Abrasion Resistance



NAME	FUNCTION
SPACER MESH	The body facing material of our plate carriers utilize advanced antimicrobial spacer mesh which is IR/FR treated.
PATENTED BALLISTIC VEIN®	The patented Ballistic Vein® increases load carriage performance, provides a rigid platform, reduces fatigue, stabilizes and enhances soft armor inserts.
SOFT ARMOR	Helps absorb the impact from firearm projectiles and fragmentations.
HARD PLATE	Provides additional protection from rifle rounds.
PATENTED PV®	Increases ballistic capability of the nylon carrier, provides structure, improves both abrasion and fire resistance.



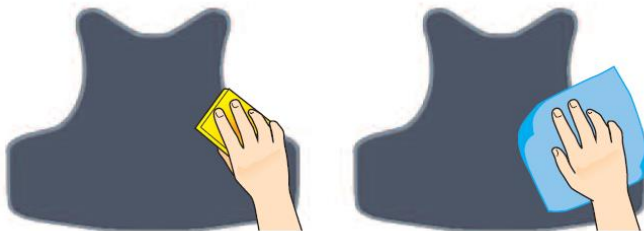

# TYR TACTICAL® BODY ARMOR CLEANING INSTRUCTION



## BALLISTIC PANELS

Removable ballistic panels should be cleaned in the following method:

- Do not immerse in liquid
- Gently wipe-down ballistic panels with a damp sponge or wash cloth using mild detergent. Remove any excess detergent with a damp sponge or wash cloth using clean water.
- Allow to thoroughly air dry before inserting panels into carrier.
- Do not dry clean, machine wash or bleach
- Do not dry outdoors in the sun



## OUTER CARRIER

The nylon carrier is treated with chemicals to reduce your IR signature. Therefore you should never use a phosphorus based detergent to clean your vest, doing so will breakdown its IR treatment causing it to glow under IR light.

- Remove ballistic panels from the front and back of the carrier.
- Brush off as much surface dust as possible.
- Scrub set-in stains with a nylon brush using a mild non-phosphorus detergent such as Dawn dish soap.
- Air-dry indoors at room temperature.

Additional Instructions:

- Do Not Bleach
- Carrier Must Be Completely Dry Before Inserting The Ballistic Panels

