

ULTRA CONCEALABLE BODY ARMOR - ULVCT



TRAINING GUIDE
CARE & MAINTENANCE



ULTRA CONCEALABLE BODY
ARMOR - ULVCT
TABLE OF CONTENTS



NAME	PG.
CARRIER SIZING	1-2
SPEC & COMPONENTS	1-4
SOFT ARMOR SPEC	5
TORSO ARMOR INSTALL	6
SIDE RETENTION STRAP INSTALL	7
CARE & MAINTENANCE	8

MALE ULTRA CONCEALABLE BODY ARMOR - ULVCT



ENHANCED DESIGN FEATURES:

BREATHABILITY & MOISTURE PROTECTION

- Nylon/spandex mix material with a polyester internal armor sleeve

CONCEALMENT

- Concealable shape and grade, designed to be worn under clothing
- Compression style

INCREASED ERGONOMICS & PERFORMANCE

- Zippers on either side for easy don & doff



CARRIER SIZE RELATES TO THE OPERATORS CHEST WIDTH:


Small:
Chest Width: 33" - 37"

Medium:
Chest Width: 38" - 41"

Large:
Chest Width: 41" - 45"

XLarge:
Chest Width: 46" - 49"

2XLarge:
Chest Width: 49" - 53"



NIJ 0101.06 Certified Level II Meets
FBI & DEA Spec
TYR-M-ULVCT-NFA2/10

FEMALE ULTRA CONCEALABLE BODY ARMOR - ULVCT



ENHANCED DESIGN FEATURES:

BREATHABILITY & MOISTURE PROTECTION

- Nylon/spandex mix material with a polyester internal armor sleeve

CONCEALMENT

- Concealable shape and grade, designed to be worn under clothing
- Compression style
- Structured seams to shape around female anatomy

INCREASED ERGONOMICS & PERFORMANCE

- Zippers on either side for easy don & doff



CARRIER SIZE RELATES TO THE OPERATORS CHEST WIDTH:

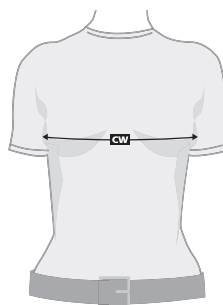
XSmall:
Chest Width: 30" - 33"

Small:
Chest Width: 33" - 36"

Medium:
Chest Width: 36" - 39"

Large:
Chest Width: 39" - 42"

XLarge:
Chest Width: 42" - 45"



NIJ 0101.06 Certified Level II Meets
FBI & DEA Spec
TYR-F-ULVCT-NFA2/10F

ULTRA CONCEALABLE BODY ARMOR - ULVCT FEATURES



COMPRESSION TOP FRONT

**ENHANCED
FEATURES:**
Additional stitching on the top of
the compression shirt reinforces
the Internal Armor Sleeve.



MESH SHIRT-TAILS:
Athletic Mesh is used for increased
durability & decreased dry time.

**INTERNAL ARMOR
SLEEVE:
Top Loading**



ULTRA CONCEALABLE BODY ARMOR - ULVCT FEATURES



COMPRESSION TOP BACK

**OUTER
CONSTRUCTION:**
Constructed using 4-Way Stretch
Tweave which provides freedom of
movement while maintaining an
ultra low vis profile.

**INTERNAL ARMOR
SLEEVE
CONSTRUCTION:**
Athletic Mesh is used for
increased durability & decreased
dry time.

SIDE ZIPPERS:
Zippers are located on the
left and right side of the
compression shirt for
easy donning and doffing
of the garment.




**SIDE ARMOR
RETENTION
STRAPS:**
Secures the sides of your armor
panel pockets. Retains proper
ballistic coverage.

ULTRA CONCEALABLE BODY ARMOR - ULVCT



TYR TACTICAL® SOFT ARMOR SPECIFICATIONS



SOFT ARMOR PACKAGES	X418	NFA2/10*	NFA3/10*	TXP3A
THICKNESS	.23"	.21"	.24"	.21"
WEIGHT/ AREAL DENSITY	.78 lbs psf	.82 lbs psf	1.09 lbs psf	1.23 lbs psf
TESTING STANDARD	NIJ 0101.06 USMC Testing Standards	NIJ 0101.06 FBI Testing Standards	NIJ 0101.06 FBI Testing Standards	NIJ 0101.06
PROTECTION LEVEL	Level II USMC Testing Requirements	Certified Level II FBI & DEA Requirements USSOCOM Fragmentation Requirements	Certified Level IIIA FBI & DEA Requirements	Certified Level IIIA
V ⁵⁰	9mm / 1999 fps .357 Mag / 1852	9mm / 1686 fps .357 Mag / 1741 fps	.357 Sig / 1865 fps .44 Mag / 1690 fps	.357 Sig / 1923 fps .44 Mag / 1647 fps
BACK-FACE DEFORMATION	9mm / 33.7mm .357 Mag / 40.5mm	9mm / 33.8mm .357 Mag / 36.6mm	.357 Sig / 30.3mm .44 Mag / 35.4mm	.357 Sig / 28.3mm .44 Mag / 34.5mm
IDEAL USE	Tactical/ Military	Concealable/ Tactical	Tactical	Tactical

*Available in Gender Neutral and Female Version

ULTRA CONCEALABLE BODY ARMOR - ULVCT PROPER SOFT ARMOR INSERTION



SOFT ARMOR PANELS

MALE TYR-NFA2/10



FRONT

BACK

FEMALE TYR-NFA2/10F



FRONT

BACK



FIGURE A



FIGURE B



FIGURE C



FIGURE D



FIGURE E

LOCATE AND ZIP OPEN THE SIDES OF THE CARRIER (FIGURE A). FLIP THE CARRIER OPEN TOWARDS YOU & OPEN ARMOR POCKET (FIGURE B). INSERT SOFT ARMOR PANEL BY FOLDING THE WINGS TOWARDS THE LABEL. ENSURE LABEL IS FACING THE BODY SIDE (FIGURE C-D). INSTALL COMPLETE (FIGURE E).

ULTRA CONCEALABLE BODY
ARMOR - ULVCT
SIDE RETENTION STRAP INSTALL



FIGURE A



FIGURE B



FIGURE C



FIGURE D

EACH CARRIER COMES WITH TWO SIDE ARMOR RETENTIONS STRAPS (FIGURE A). LOCATE THE ATTACHMENT POINTS ON THE SIDES OF THE INTERNAL ARMOR SLEEVE (FIGURE B). INSERT STRAP TO DESIRED POSITION AND SECURE IT VIA LOW-PROFILE HOOK AND LOOP (FIGURE C). INSTALL COMPLETE (FIGURE D).

ULTRA CONCEALABLE BODY

ARMOR - ULVCT CARE & MAINTENANCE



BALLISTIC PANELS

Removable ballistic panels should be cleaned in the following method:

- Do not immerse in liquid
- Gently wipe-down ballistic panels with a damp sponge or wash cloth using mild detergent. Remove any excess detergent with a damp sponge or wash cloth using clean water.
- Allow to thoroughly air dry before inserting panels into carrier.
- Do not dry clean, machine wash or bleach
- Do not dry outdoors in the sun



ULTRA CONCEALABLE BODY ARMOR - ULVCT BEFORE WASHING:

- Remove ballistic panels from the front and back of the carrier.
- Brush off as much surface dust as possible.

MACHINE WASH COLD:

- Delicate cycle
- Wash with like colors
- Mild detergent
- No bleach
- Wash with cold water
- Do not dry clean
- Do not bleach
- Small loads are ideal when washing

AIR-DRY

- Do not dry in machine



MACHINE WASH
COLD

TUMBLE DRY
LOW HEAT

DO NOT
BLEACH



www.tyrtactical.com

9330 N 91ST AVE
PEORIA, AZ 85345
623-240-1400 PHONE
623-240-1428 FAX

JOIN US ON OUR SOCIAL MEDIA OUTLETS:

